



CUSTOMER NAME: \_\_\_\_\_  
 JOB REFERENCE: \_\_\_\_\_  
 CONTACT INFO: \_\_\_\_\_

# QUOTATION GUIDE / PARALLELOGRAM

\*1.) OVERALL GLASS THICKNESS: \_\_\_\_\_

(MUST SPECIFY ONE OF THE TWO CONDITIONS LISTED BELOW)

CHECK HERE IF DIMENSIONS ARE ALL CENTERLINE, NOT SURFACE DIMENSIONS.

\* 2.) CONCAVE (GIRTH) ARC: \_\_\_\_\_ 3.) CONCAVE RADIUS: \_\_\_\_\_

**-OR-**

4.) CONCAVE CHORD: \_\_\_\_\_ 5.) CONCAVE (RISE) DEPTH: \_\_\_\_\_

\*6.) HEIGHT / LENGTH: \_\_\_\_\_

\*7.) RISE: \_\_\_\_\_

\*8.) RAIL HEIGHT \_\_\_\_\_

\*9.) INTERIOR OR EXTERIOR VIEW (IF APPLICABLE) \_\_\_\_\_

**NOTE:** UNLESS OTHERWISE SPECIFIED, STANDARD LOGO WILL BE 1" UP 1" OVER FROM LOWER RIGHT CORNER VIEWED FROM THE EXTERIOR AND READABLE FROM THE EXTERIOR.

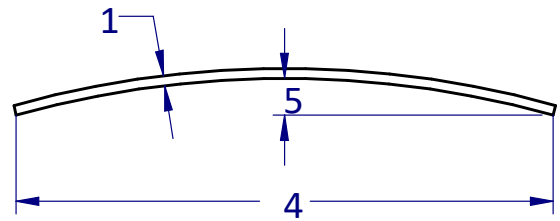
## \*REQUIRED FIELDS

## CALL CUSTOMER SERVICE FOR ASSISTANCE

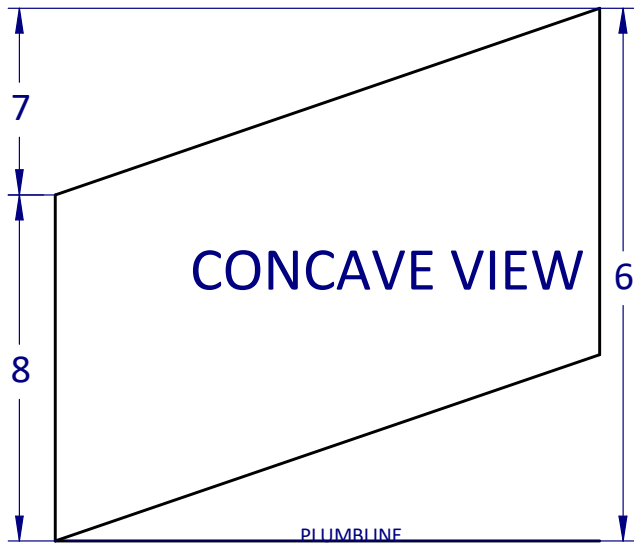
**SBG USE ONLY**

SALES INT. \_\_\_\_\_ DATE REC: \_\_\_\_\_

QUOTE #: \_\_\_\_\_ JOB #: \_\_\_\_\_

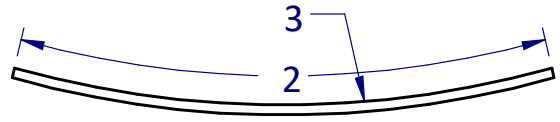


TOP VIEW



CONCAVE VIEW

FRONT VIEW



BOTTOM VIEW

OVERALL THICKNESS MUST INCLUDE ALL INTERLAYERS, AIRSPACE, ETC.

**(GIRTH) ARC:** THE LENGTH OF A CURVE OR ARC REQUIRED. THE DIMENSION OR MEASUREMENT OF THE MATERIAL REQUIRED IF VIEWED IN A "STRETCHED OUT" OR "FLATTENED" STATE. THE SHORTER GIRTH MUST BE SPECIFIED.

**CHORD:** THE DIMENSION OF AN IMAGINARY STRAIGHT LINE CONNECTING THE END POINTS OF A CURVE OR ARC. SOMETIMES REFERRED TO AS THE "POINT TO POINT" DIMENSION OR MEASUREMENT.

**(RISE) DEPTH:** IN GEOMETRIC TERMS, THE RISE IS KNOWN AS THE HEIGHT OF THE ARC. WHILE NOT CRITICAL WHEN ADEQUATE INFORMATION IS SUBMITTED, THE RISE CAN BE USED IN CONJUNCTION WITH THE CHORD DIMENSION TO CALCULATE AN UNKNOWN RADIUS OR GIRTH.

ASTM STANDARDS DO APPLY ON ALL PROCESSES. ANY DEVIATIONS FROM ASTM WILL NEED CUSTOMER SIGN OFF.

- WE ACCEPT THESE FILE TYPES:**
- Assembly documents (\*.asm)
  - Draft documents (\*.dft)
  - Part documents (\*.par)
  - Sheet Metal documents (\*.psm)
  - AutoCAD documents (\*.dwg)
  - AutoCAD documents (\*.dxf)
  - IGES documents (\*.iges;\*.igs)
  - Inventor Assembly documents (\*.iam)
  - Inventor Part documents (\*.ipt)
  - MicroStation documents (\*.dgn)
  - Solidworks Assembly documents (\*.sldasm)
  - Solidworks Part documents (\*.sldprt)
  - STEP documents (\*.step;\*.stp)